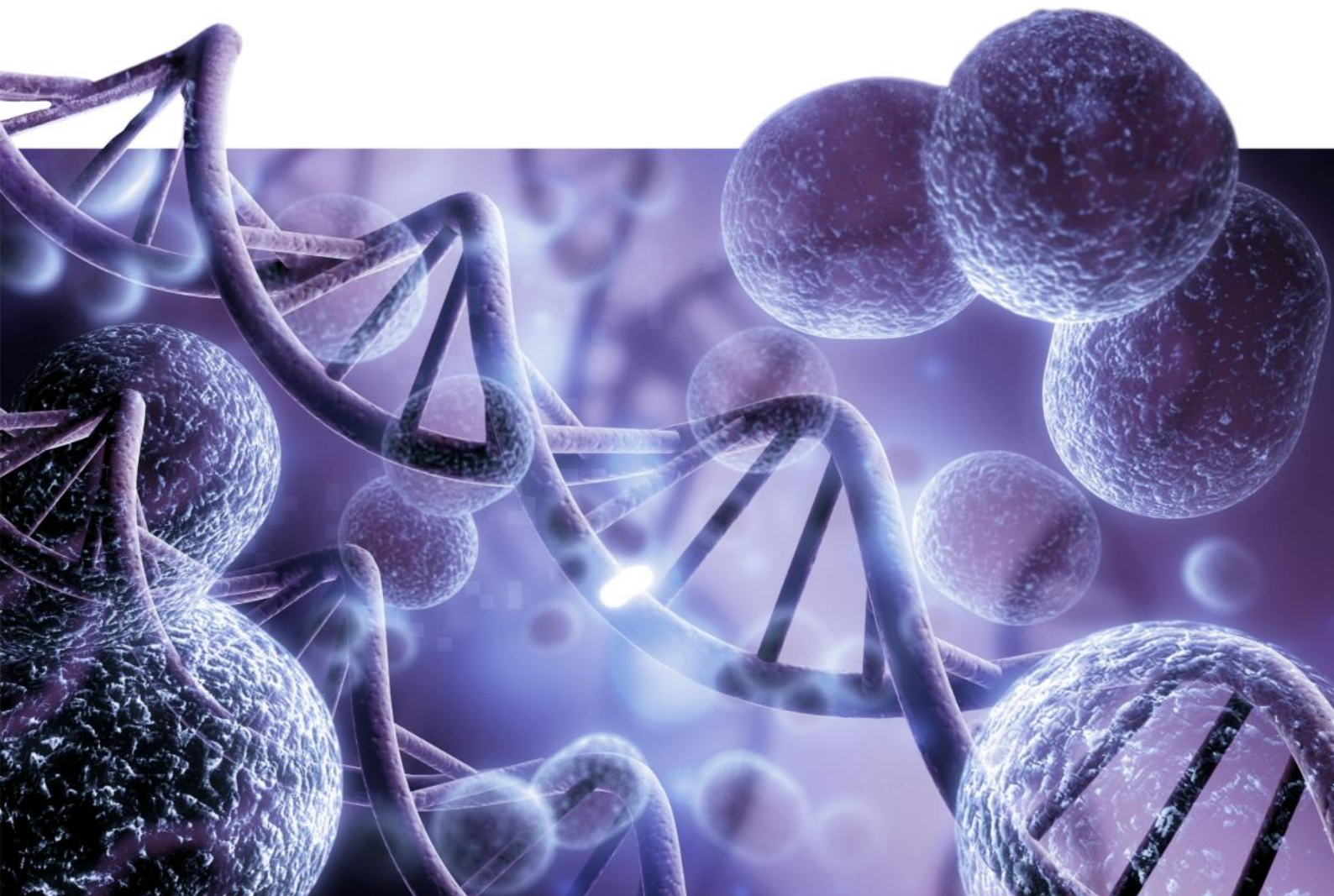


magtivio

# Product Catalog 2024

**Magnetic** Sample Preparation **Solutions**



## Introduction

Magtivio is an independent producer of silica-enclosed iron-oxide nano-particles. Our magnetic beads are used as sample preparation solutions in research and diagnostic laboratories. Application areas are genomic and pathogenic nucleic acid extraction, sequencing clean-up, immunoassays and proteomics investigations from human (swabs, saliva, plasma, serum, urine, tissue, cells, stool), animal (tissue, body fluids) or plant (cotyl, leaf, seed) biological samples.

Our complete kits as well as customer-specific bulk setups (including individual protocol support) are optimized for high-throughput labs.

We also offer our beads as OEM/Private Label solution to the diagnostic industry.



## Contents

1.	<b>MagSi   Nucleic Acid Purification   Clean-up</b>	<b>page 3</b>
2.	<b>MagSi   Immunoassays</b>	<b>page 19</b>
3.	<b>MagSi   Proteomics</b>	<b>page 23</b>
4.	<b>MagSi   Research Tools</b>	<b>page 27</b>
5.	<b>SafeQ   Collection, Storage, Release</b>	<b>page 33</b>
6.	<b>Magnetic Separators</b>	<b>page 35</b>
7.	<b>PurePrep   Magnetic Purification Automation</b>	<b>page 37</b>



## OEM, Private Label and Bulk solutions

Magtivio will be your trusted partner for OEM, Private Label, or bulk delivery of high-quality magnetic beads and kits for life science applications. Our versatile services cater to a wide range of customers, from resellers to developers of innovative products.

Our Private Label service allows customers to assign their own name, SKU, and descriptions to our products, while OEM buyers can stipulate how the product is built, including the types of materials and methods used. We work closely with our OEM buyers to ensure that their specifications are met, and we can provide advice on the best methods and materials to use. Our OEM buyers retain complete ownership of the product specifications.

In addition to OEM and Private Label services, we also offer bulk supply with strictly controlled manufacturing processes that are flexible and scalable to deliver multiple-liter quantities at a low cost. Our logistic expertise ensures proper storage and shipping processes for all our products.



## Quality

Since July 6, 2021, magtivio is ISO 9001:2015 certified. The scope of this certification is the design, development, manufacture, and distribution of magnetic separation solutions for the pre-treatment of biological samples in R & D. The certification has been granted by TÜV Rheinland until 2024.

Our MagSi-DX Pathogen kit has been declared to meet the IVDR requirements and, subsequently, has been registered at the official government body.



# Nucleic Acid Purification | Clean-up

## MagSi Kits and Beads for Purification of Nucleic Acids

• MagSi-DNA Animal	page 4
• MagSi-DNA Plant CLS	page 5
• MagSi-DX Pathogen	page 6
• MagSi-NA Pathogens	page 7
• rQ MagSi-NA Pathogens	page 8
• MagSi-DNA Body Fluid	page 9
• MagSi-DNA Tissue & Cells	page 10
• MagSi-cfDNA	page 11
• MagSi-DNA FFPE	page 12
• MagSi-DNA Stool	page 13
• MagSi-NGS <sup>PREP</sup> Plus	page 14
• MagSi-DT Removal	page 15
• MagSi-DNA Beads	page 16



## MagSi-DNA Animal

### Purification of genomic DNA from **Animal Tissues and Bodily Fluids** For aquaculture, fisheries and livestock management

**MagSi-DNA Animal** allows fast and cost-effective purification of genomic DNA from various samples like blood, semen, hairs, saliva/swabs, or lysed tissue. This universal DNA purification kit is optimized to extract DNA from sample materials with the highest purity and delivers DNA which is suitable for genotyping assays or other PCR based analyses. The extraction chemistry has been validated on different species, e.g., horse, swine, dog, cattle (veterinary, livestock) but also on shrimp, fish and molluscs (aquaculture and fisheries) and can be customized to meet any specific requirements of yields, purity, working volumes.

#### Features

- Short protocols, complete processing at room temperature possible (after sample lysis)
- High (molecular weight) DNA yield and purity, efficient removal of PCR inhibitors
- Suitable for many genomic applications such as SNP genotyping, NGS and qPCR
- Suitable for animal parental testing, marker-assisted breeding, identity checks and livestock and fisheries management
- Run time for 96 samples: 20 min after lysis (depending on the extraction system used)
- Validated procedures and **Application Notes** for many animal sample materials/types (e.g., blood, semen, saliva, swabs, hair, lysed tissue, and fish fins)
- Easy to automate



Art.No.	Description	Amount
MDKT00150096	MagSi-DNA Animal	96 preps
MDKT00150960	MagSi-DNA Animal	10 x 96 preps *

\* also available in bulk quantities



## MagSi-DNA Plant CLS

### Extraction of Genomic DNA from Plant Cotyl, Leaf and Seed

The **MagSi-DNA Plant CLS** kit allows fast and cost-effective extraction of DNA from any plant tissue type. **CLS** stands for **Cotyl**, **Leaf** and **Seed**, which are the most commonly used sample types in plant breeding.

The **MagSi-DNA Plant CLS** kit contains all the components necessary to optimize your specific DNA extraction procedure, with regards to yield, purity, and working volumes. The kit can be used on any open DNA extraction robot or liquid handling system. The kit has been tested with many different plant species.

### Features

- Kit is especially designed for workflow efficiency
- Contains 2 lysis buffers for different samples in 1 extraction procedure
- Preparation time for 96 samples: 25 min. after lysis
- High yields and excellent DNA purity
- Suitable for downstream applications such as SNP genotyping by PCR or NGS
- No phenol-chloroform extraction
- Ready-to-use kit – Avoiding adding alcohols
- Fast and convenient protocols that are easily adaptable to high-throughput automation



### Pre-filled Magnetic Beads and Binding Buffer: rQ Plant CLS Binding Plate

After evaluation and finding the ideal set of reagents for your DNA extraction workflow, we can offer a unique, customized, **pre-filled** version of the key components: the magnetic beads and the binding buffer in a microplate, the **rQ Plant CLS Binding Plate**. Magnetic beads and binding buffer can be supplied in microplates for PurePrep or KingFisher™, or specific extraction plates (on liquid handling systems).

Art.No.	Description	Amount
MDKT00260096	MagSi-DNA Plant CLS	96 preps
MDKT00260960	MagSi-DNA Plant CLS	10 x 96 preps
MDKT00260196PF	rQ MagSi-DNA Plant CLS *	96 preps
MD0200142596PF	rQ Plant CLS Binding Plate **	25 pcs

\* All kit components except lysis buffers provided pre-filled in 96 DeepWell plates for PurePrep 96 / KingFisher™ Flex 96  
 \*\* Pre-filled binding plate contains beads and binding buffer suited for PurePrep 96 / KingFisher™ Flex 96

Ask for our customized, bulk options and accessory products (e.g. Proteinase K and RNase A)

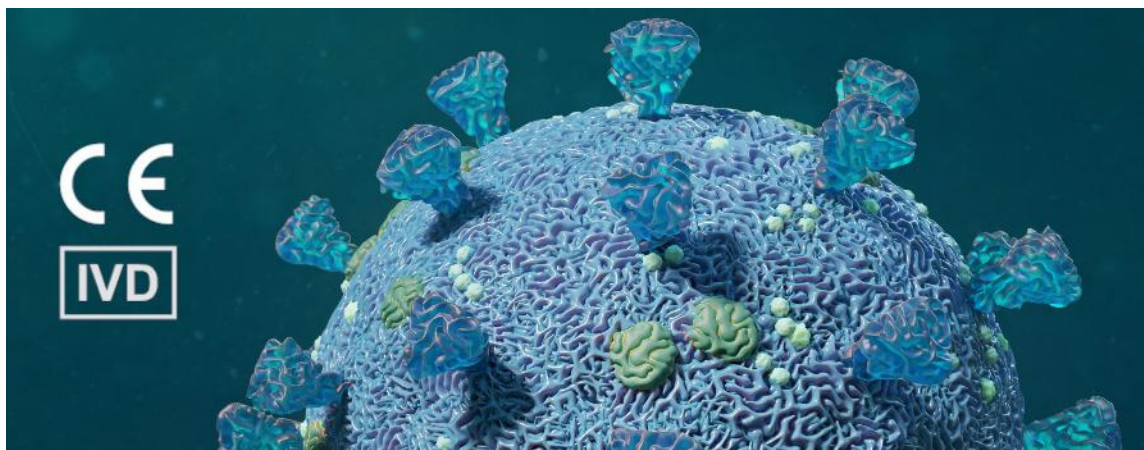
## MagSi-DX Pathogen

### CE-IVD Viral RNA Extraction for subsequent in-vitro diagnostic assays

**MagSi-DX Pathogen** is intended to be used for the isolation and purification of viral RNA for subsequent in-vitro diagnostic purposes. The kit can be used with human respiratory swabs and saliva. The kit is designed to be used with any downstream application with amplification and detection of viral RNA (RT-qPCR, sequencing). The kit has been specifically validated for SARS-CoV-2 diagnostic workflows.

#### Features

- CE-IVD marked
- Validated for SARS-CoV-2 diagnostics workflows
- Short protocols, complete processing at room temperature possible
- Consistently high yield of viral RNA
- Very strong magnetic beads enable fast separation even from viscous sample lysates
- Suitable for many enzymatic down-stream applications like RT-qPCR and sequencing
- Preparation time for 96 samples: <30 min
- Easy to automate with e.g., **PurePrep** or KingFisher™ Nucleic Acid Purification systems
- Samples can be collected with various sample collection devices



Art.No.	Description	Amount
MDDX00010096	MagSi-DX Pathogen	96 preps
MDDX00010960	MagSi-DX Pathogen	10 x 96 preps
MDDX0001005K	MagSi-DX Pathogen	5,000 preps
MDDX0001025K	MagSi-DX Pathogen	25,000 preps

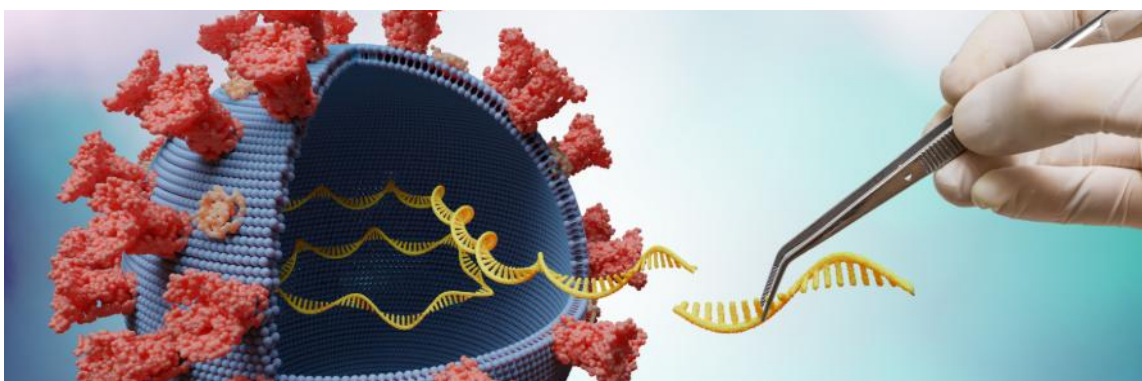
## MagSi-NA Pathogens

### Total nucleic acid extraction for **Pathogen** detection

The **MagSi-NA Pathogens** kit allows cost-effective extraction of DNA and RNA from a variety of sample materials like serum, plasma, oropharyngeal swab, nasopharyngeal swab, or any other respiratory samples. Purified total nucleic acids can be used for qPCR based or any other enzymatic pathogen detection method. The ready-to-use reagents and simple protocol are convenient in use and easy to automate. The included MagSi-PA7 magnetic beads are optimized for fast separation even from viscous sample lysates.

### Features

- Simple protocols, complete processing possible at room temperature
- Consistently high yield of total nucleic acids
- Very strong magnetic beads enable fast magnetic separation even from viscous samples
- Suitable for many enzymatic downstream applications including qPCR and LAMP
- Preparation time for 96 samples: <30 min
- Easy to automate with **PurePrep** systems (see page 37) and **rQ** - Automation-ready Purification kits (see page 8)
- Collect your samples pain-free with the **SafeQ** Saliva Collection Kit (see page 33)



Art.No.	Description	Amount
MDKT00210096	MagSi-NA Pathogens	96 preps
MDKT00210960	MagSi-NA Pathogens	10 x 96 preps
MDKT0021005K	MagSi-NA Pathogens	5,000 preps
MDKT0021025K	MagSi-NA Pathogens	25,000 preps*

\* also available in bulk quantities



## rQ MagSi-NA Pathogens

### Total nucleic acid extraction for **Pathogen** detection, **Automation-Ready**

rQ MagSi-NA Pathogens is an automation-ready-to-use kit for viral RNA extraction. Kit components are delivered **Pre-filled** in deepwell plates and can be directly used in PurePrep 96, KingFisher Flex 96 or PurePrep 32/16 automated, nucleic acid purification systems.

### Features

- Ready-to-use on PurePrep 96, KingFisher Flex 96 or PurePrep 32/16 automated nucleic acid purification systems
- Conveniently pre-filled plate formats
- Minimal hands-on time
- Less errors



Art.No.	Description	Volume
MDKT00210196PF	rQ MagSi-NA Pathogens	96 preps
MDKT00211096PF	rQ MagSi-NA Pathogens	10 x 96 preps
MDKT00215096PF	rQ MagSi-NA Pathogens	50 x 96 preps
MDKT00210216PF	rQ MagSi-NA Pathogens	2 x 16 preps
MDKT00210616PF	rQ MagSi-NA Pathogens	6 x 16 preps

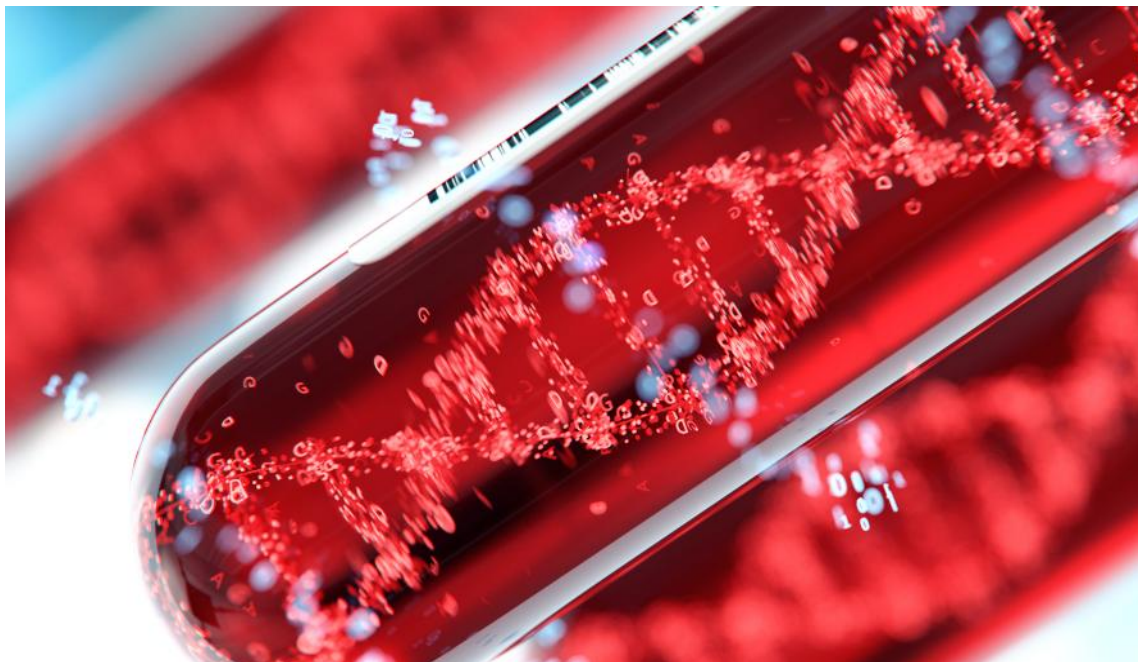
## MagSi-DNA Body Fluid

### Fast and cost-effective purification of genomic DNA from Bodily Fluids

**MagSi-DNA Body Fluid** allows fast and cost-effective extraction of genomic DNA from blood, saliva, or swab samples. The magnetic bead-based kit can be used on fresh or frozen whole blood, buffy coat, fresh or preserved saliva samples or swab wash solutions. The ready-to-use reagents and simple protocol are convenient in use and easy to automate. As a linear volume to volume ratio is used between sample and reagents, it is possible to use the kit in any situation where high-quality genomic DNA is needed.

### Features

- Simple protocols, complete processing at room temperature possible
- Consistently high yield of DNA
- Excellent purity, typically  $A_{260}/_{280} > 1.8$ ,  $A_{260}/_{230} > 1.9$
- Suitable for many genomic applications including PCR and DNA sequencing
- Run time for 96 samples: 30 minutes (depending on the extraction system used)
- Easy to automate



Art.No.	Description	Amount
MDKT00140096	MagSi-DNA Body Fluid	96 preps
MDKT00140960	MagSi-DNA Body Fluid	10 x 96 preps *

\* also available in bulk quantities

## MagSi-DNA Tissue & Cells

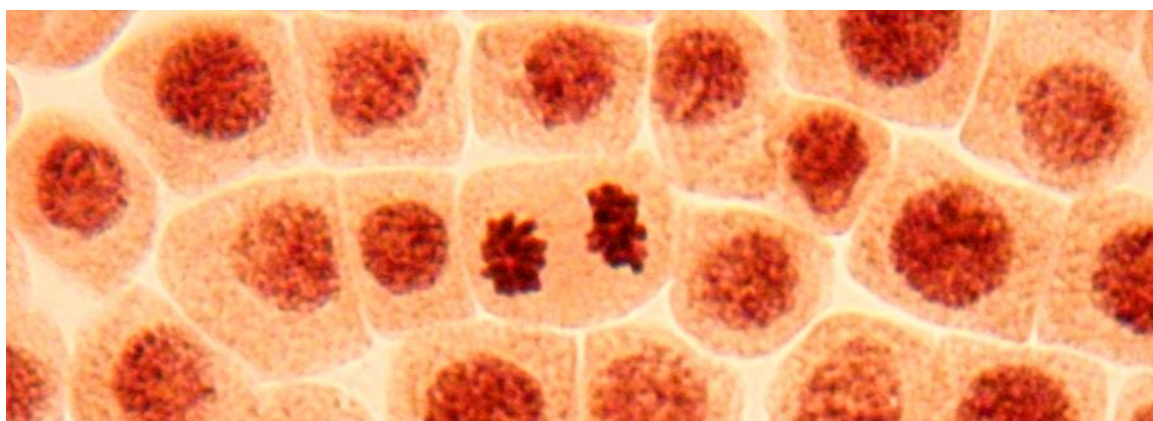
### Purification of genomic DNA from **Mammalian Tissue and Eukaryotic Cells**

The **MagSi-DNA Tissue & Cells** kit is intended for manual and automated purification of genomic DNA from mammalian tissue samples and eukaryotic cells. Processing time for the preparation of 96 samples is about 40 minutes plus an additional pre-lysis incubation of 15 min (for cells), 1-3 hours or overnight for tissue samples.

The kit does not require phenol/chloroform extraction or alcohol precipitation and eliminates the need for repeated centrifugation, vacuum filtration, or column separation. It allows safe handling of potentially infectious samples and is designed to avoid sample-to-sample cross-contaminations. The obtained DNA can be used directly for downstream applications such as PCR, or any kind of enzymatic reaction.

### Features

- Short and easy protocols, 96 samples in 40 minutes
- Avoid dangerous substances like phenol/chloroform
- Eliminates need for repeated centrifugation, vacuum or column separations
- Consistently high yield and purity of genomic DNA
- Excellent DNA integrity: DIN > 8.1, high molecular weight
- Suitable for many downstream applications
- Easy to automate



Art.No.	Description	Amount
MDKT00180096	MagSi-DNA Tissue & Cells	96 preps
MDKT00180960	MagSi-DNA Tissue & Cells	10 x 96 preps *

\* also available in bulk quantities



## MagSi-cfDNA

### Purification of cell-free circulating DNA from **Liquid Biopsy** samples

The **MagSi-cfDNA** kit is intended for purification of cell-free circulating DNA from human plasma, serum or urine samples. Processing time for DNA purification of 24 samples is about 45 minutes. The kit requires no phenol/chloroform extraction or alcohol precipitation and eliminates the need for repeated centrifugation, vacuum filtration, or column separation. It allows safe handling of potentially infectious samples and is designed to avoid sample-to-sample cross-contaminations. The obtained DNA can be used directly for downstream applications (qPCR, ddPCR, NGS).

### Features

- Optimized for (automated) use on **PurePrep 24** (page 38)
- Suitable for use with fresh or frozen plasma, serum and urine samples
- Plasma can be collected with various blood collection tubes (Streck Cell-Free DNA BCT, EDTA, Citrate etc.)
- Kit provides reagents for 96 extractions of cfDNA from 2 mL sample
- Consistently high yield and purity of cfDNA
- Scalable for use between 1 and 4 mL sample, support protocol for 10 mL sample volume available
- Typical yield: 0.5 to 4 ng cfDNA per mL of human plasma (but highly variable from donor to donor)
- Following lysis at 56°C all other steps are processed at RT; does not require carrier RNA



Art.No.	Description	Amount
MDKT00220096	MagSi-cfDNA	96 preps

## MagSi-DNA FFPE

### DNA from **Formalin-Fixed Paraffin-Embedded (FFPE) Preserved Tissue**

The **MagSi-DNA FFPE** kit is intended for manual and automated isolation of genomic DNA from mammalian FFPE tissue or cell samples. Processing time for the preparation of 96 samples is about 40 minutes plus an additional paraffin removal step and lysis incubation. The kit does not require phenol/chloroform extraction or alcohol precipitation and eliminates the need for repeated centrifugation, vacuum filtration or column separation. It allows safe handling of potentially infectious samples, and is designed to avoid sample-to-sample cross-contaminations. The obtained DNA can be used directly for downstream applications such as PCR, NGS, or any kind of enzymatic reaction.

### Features

- Short and easy protocols, 96 samples in 40 minutes; easy to automate
- Multiple options for deparaffinization
- Eliminates need for repeated centrifugation, vacuum filtration or column separations
- Consistently high yield and purity of genomic DNA
- Suitable for many downstream applications



Art.No.	Description	Volume
MDKT00240096	MagSi-DNA FFPE	96 preps
MDKT00240960	MagSi-DNA FFPE	10 x 96 preps

## MagSi-DNA Stool

### Gut microbiome DNA from Stool Samples

The **MagSi-DNA Stool** kit is intended for manual and automated isolation of genomic DNA from human fresh, frozen or stabilized stool samples. Processing time for the preparation of 96 samples is about 40 minutes plus an additional lysis step and heat incubation. The kit does not require phenol/chloroform extraction or alcohol precipitation and eliminates the need for repeated centrifugation, vacuum filtration or column separation. It allows safe handling of potentially infectious samples, and is designed to avoid sample-to-sample cross-contaminations. The obtained DNA can be used directly for downstream applications such as PCR, NGS, or any kind of enzymatic reaction.

### Features

- Short and easy protocols, 96 samples in 40 minutes
- Suitable from fresh, frozen or stabilized stool sample
- Compatible with DNA Genotek´s OMNIgene®•GUT collection kit (OM-200)
- Eliminates the need for repeated centrifugation, vacuum filtration or column separations
- Consistently high yield and purity of genomic DNA
- Suitable for many downstream applications
- Easy to automate



Art.No.	Description	Volume
MDKT00230096	MagSi-DNA Stool	96 preps
MDKT00230960	MagSi-DNA Stool	10 x 96 preps




## MagSi-NGS<sup>PREP</sup> Plus

### Clean-up of PCR Reactions and Size Selection of DNA in NGS Workflows

**MagSi-NGS<sup>PREP</sup> Plus** provides a convenient tool for ultra-fast and efficient clean-up of PCR Reactions and Size Selection of DNA. The kit is optimized for use on Biomek<sup>®</sup> Laboratory Automation Workstations and Hamilton<sup>®</sup> Microlab STAR<sup>™</sup> line. MagSi-NGS<sup>PREP</sup> Plus allows either non-selective binding, or size-targeted binding of double-stranded DNA fragments ranging from 80 – 1000 bp with specific reagent volume to sample volume ratios. By increasing the volume of MagSi-NGS<sup>PREP</sup> Plus, the efficiency of binding smaller fragments increases. This enables the user to selectively keep or discard undesired fragment sizes. MagSi-NGS<sup>PREP</sup> Plus' flexible protocols are easy to automate for high-throughput processing.

### Features

- High recovery of PCR products or fragmented DNA
- Excellent removal of enzymes, primers, oligos, polymerases, and other contaminants
- Fragment size selection adjustable between 80 and 1000 base pairs
- Guarantees consistent (NGS) sequencing results
- One product for all clean-up and size selection steps in NGS library prep workflows
- Simple bind-wash-elute procedure with short process time
- Easy adjustable for clean-up or size selection using specific reagent-to-sample ratios
- Manual and automated use
- Compatible with standard protocols of common library preparation kits



Art.No.	Description	Volume
MDKT00010005	MagSi-NGS <sup>PREP</sup> Plus	5 mL
MDKT00010075	MagSi-NGS <sup>PREP</sup> Plus	75 mL
MDKT00010500	MagSi-NGS <sup>PREP</sup> Plus	500 mL

## MagSi-DT Removal

### Dye Terminator Removal from BigDye® Sequencing Reactions

Magnetic bead-based **MagSi-DT Removal** offers an efficient solution for Dye Terminator Removal from BigDye® Sequencing Reactions. Post-cycle sequencing reaction contaminants that interfere with sequencing analysis (unincorporated dyes) are removed by a rapid clean-up method without centrifugation or filtration. The kit can be used in high-throughput processes with 96 and 384 well plates on automated liquid handling platforms.

#### Features

- Efficient removal of unincorporated Dye Terminators and salts
- High signal intensities and long Phred 20 read lengths
- High pass rates, consistent performance
- Straightforward protocol with bind-wash-elute procedure
- No need for centrifugation or filtration
- Clean-up directly in reaction plates
- Identical protocol as Agencourt CleanSEQ® magnetic beads
- Optimized for use on Biomek® Laboratory Automation Workstations and Hamilton® Microlab STAR™ line
- Compatible with many other different automated liquid handling systems (e.g., PerkinElmer, Tecan, Hamilton etc.)



Art.No.	Description	Volume
MDKT00040008	MagSi-DT Removal	8 mL
MDKT00040050	MagSi-DT Removal	50 mL
MDKT00040500	MagSi-DT Removal	500 mL

## MagSi-DNA beads for isolation and purification

**MagSi-DNA beads** can be used as solid support phase in DNA and/or RNA extraction and purification protocols by a simple bind-wash-elute principle. The products below are intended for own development of reagents and protocols and are suitable for various sample sources and buffer systems. MagSi beads for genomic applications are available with a range of physical properties and a silica or carboxyl modified surface.

For more information and selection of the right magnetic bead type for your genomics separation challenge, consult the Genomics Selection Guide, or contact our technical support department.

For testing purposes, all bead types are offered combined in the **MagSi-DNA Trial kit**.

### MagSi-DNA Trial kit

A complete set of 8 types of MagSi-DNA beads for genomic applications, offered in a single kit for trial purposes in development of new extraction and purification protocols or replacement in existing protocols. The kit includes silica beads MagSi-DNA mf, MagSi-DNA 600, MagSi-DNA allround, MagSi-DNA 3.0 and carboxylated beads MagSi-DNA mf COOH, MagSi-DNA 600 COOH, MagSi-DNA allround COOH, MagSi-DNA 3.0 COOH.




Art.No.	Description	Size	Volume
MD06028	MagSi-DNA Trial Kit	300 nm, 600 nm, 1.2 µm and 3.0 µm	8 x 2 mL



## Silica beads for nucleic acid purification

Intended for nucleic acid isolation from various sources (blood, cells, bacteria etc.) for manual and automated workflow.

### MagSi-DNA 600



Magnetic silica beads with larger surface area and long suspension time.

Art.No.	Description	Concentration   Size	Volume
MD01016	MagSi-DNA 600	20 mg/mL   600 nm	2 mL
MD02016	MagSi-DNA 600	20 mg/mL   600 nm	10 mL
MD03016	MagSi-DNA 600	20 mg/mL   600 nm	100 mL

### MagSi-DNA allround

Magnetic silica beads with fast separation and medium suspension time.

Art.No.	Description	Concentration   Size	Volume
MD01018	MagSi-DNA allround	20 mg/mL   1.2 µm	2 mL
MD02018	MagSi-DNA allround	20 mg/mL   1.2 µm	10 mL
MD03018	MagSi-DNA allround	20 mg/mL   1.2 µm	100 mL

### MagSi-DNA 3.0

Magnetic silica beads with very fast separation and shorter suspension time.

Art.No.	Description	Concentration   Size	Volume
MD01022	MagSi-DNA 3.0	20 mg/mL   3.0 µm	2 mL
MD03022	MagSi-DNA 3.0	20 mg/mL   3.0 µm	10 mL
MD04022	MagSi-DNA 3.0	20 mg/mL   3.0 µm	100 mL


### MagSi-DNA mf

Ferrimagnetic silica beads, developed for use in microfluidic and chip-based genomic setups but also well suited for tube or microplate setups.

Art.No.	Description	Size	Volume
MD0200010002	MagSi-DNA mf	300 nm	2 mL
MD0200010010	MagSi-DNA mf	300 nm	10 mL
MD0200010100	MagSi-DNA mf	300 nm	100 mL

## Carboxylated silica beads for nucleic acid purification

Intended for nucleic acid isolation from various sources (blood, cells, bacteria etc.) for manual and automated workflow. Under specific conditions, the carboxylated surface enables higher yield and purity from samples.



### MagSi-DNA 600 COOH

Magnetic carboxylated silica beads with large surface area and long suspension time.

Art.No.	Description	Concentration   Size	Volume
MD01021	MagSi-DNA 600 COOH	20 mg/mL   600 nm	2 mL
MD02021	MagSi-DNA 600 COOH	20 mg/mL   600 nm	10 mL
MD03021	MagSi-DNA 600 COOH	20 mg/mL   600 nm	100 mL

### MagSi-DNA allround COOH

Magnetic carboxylated silica beads with fast separation and medium suspension time.

Art.No.	Description	Concentration   Size	Volume
MD01020	MagSi-DNA allround COOH	20 mg/mL   1.2 µm	2 mL
MD02020	MagSi-DNA allround COOH	20 mg/mL   1.2 µm	10 mL
MD03020	MagSi-DNA allround COOH	20 mg/mL   1.2 µm	100 mL

### MagSi-DNA 3.0 COOH

Magnetic silica beads with very fast separation and shorter suspension time.

Art.No.	Description	Concentration   Size	Volume
MD01024	MagSi-DNA 3.0 COOH	20 mg/mL   3.0 µm	2 mL
MD03024	MagSi-DNA 3.0 COOH	20 mg/mL   3.0 µm	10 mL
MD04024	MagSi-DNA 3.0 COOH	20 mg/mL   3.0 µm	100 mL

### MagSi-DNA mf COOH

Ferrimagnetic silica beads, developed for use in microfluidic and chip-based genomic setups but also well suited for tube or microplate setups.

Art.No.	Description	Size	Volume
MD0200040002	MagSi-DNA mf COOH	300 nm	2 mL
MD0200040010	MagSi-DNA mf COOH	300 nm	10 mL
MD0200040100	MagSi-DNA mf COOH	300 nm	100 mL

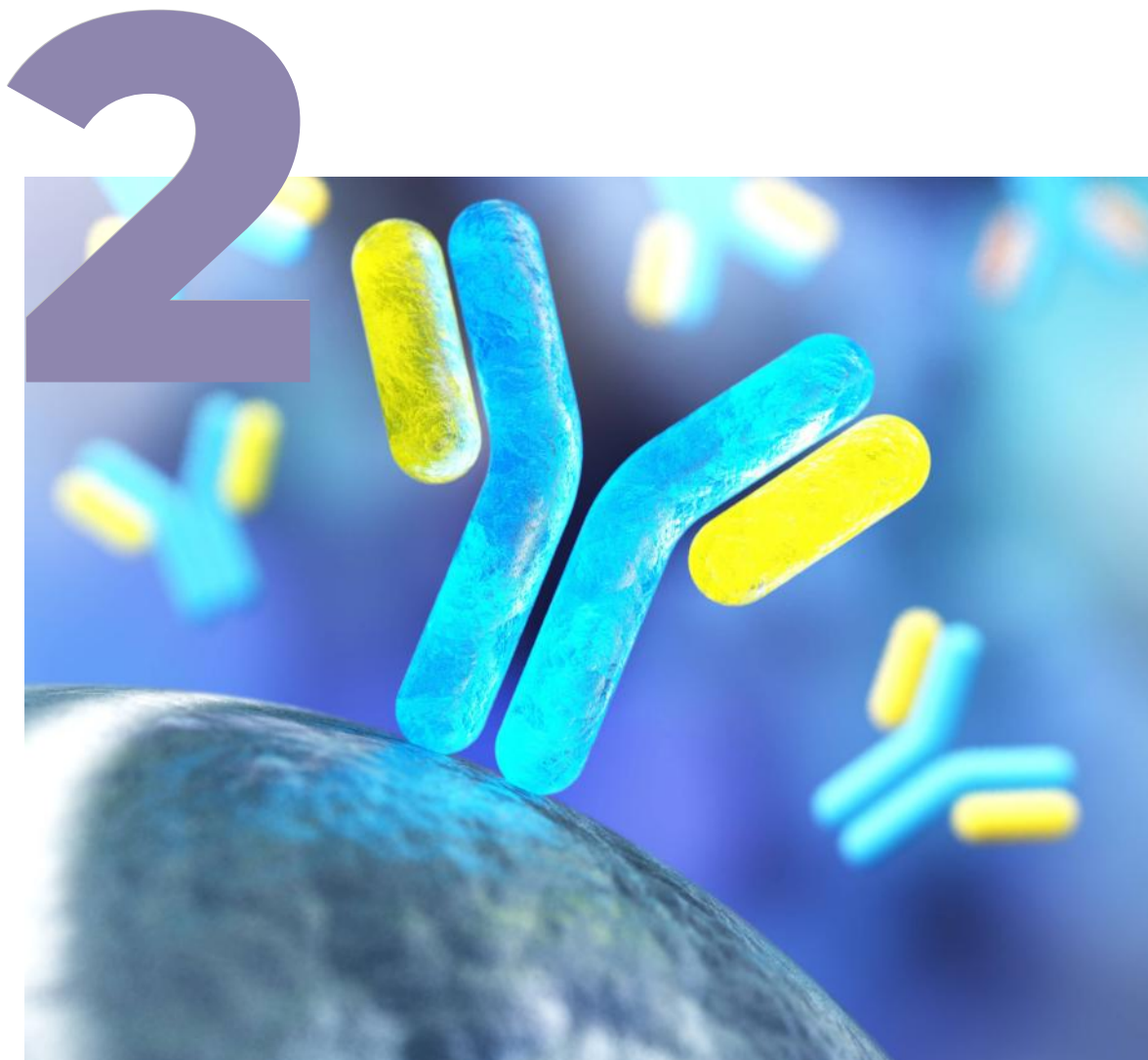
## MagSi | Immunoassays

### Streptavidin-coated beads as solid support

- MagSi-STA
- MagSi-Tools

page 22

page 24





## MagSi-STA

Magnetic particles are used as a solid support phase in immunoassays. MagSi-STA are superparamagnetic silica beads with a surface coating of streptavidin for use with biotinylated antibodies or biomolecules.

## MagSi-STA Trial kit

The MagSi-STA Trial kit offers the opportunity of screening many types of streptavidin beads in parallel. The kit is especially useful when required specifications for magnetic beads are not known. This kit includes 1 mL of each of the 8 different MagSi-STA products (MagSi-STA 600, MagSi-STA 600 BI, MagSi-STA 1.0, MagSi-STA 1.0 L, MagSi-STA 1.0 TL, MagSi-STA 1.0 TS, MagSi-STA 3.0 L and MagSi-STA 3.0 TL) and is intended for evaluation purposes during trial phase of developing new assays, or bead replacement in existing assays.

Art.No.	Description	Concentration   Size	Volume
MD50001	MagSi-STA Trial Kit	10 mg/mL   600 nm, 1.0 $\mu$ m, 3.0 $\mu$ m	8 x 1 mL

The MagSi-STA Trial kit is also an excellent tool for feedback on a customized bead-type, which would fit any immunoassay in an optimal manner. Contact us during and after your trials to discuss customization options.



## MagSi-STA

Magnetic silica particles with high quality streptavidin covalently attached to the bead surface. Applications include immunoassays and capture or purification of biotinylated molecules. Various types are available, with different mean sizes, streptavidin coupling chemistries and binding capacities. All parameters are customizable on request.

Art.No.	Description	Concentration   Size	Type*	Free biotin binding capacity (pmol/mg)	Volume
MD16001	MagSi-STA 600	10 mg/mL   600 nm	C	3500 - 5000	2 mL
MD18001	MagSi-STA 600	10 mg/mL   600 nm	C	3500 - 5000	10 mL
MD19001	MagSi-STA 600	10 mg/mL   600 nm	C	3500 - 5000	100 mL
MD21001	MagSi-STA 600 BI	10 mg/mL   600 nm	C	6000 - 6800	2 mL
MD23001	MagSi-STA 600 BI	10 mg/mL   600 nm	C	6000 - 6800	10 mL
MD24001	MagSi-STA 600 BI	10 mg/mL   600 nm	C	6000 - 6800	100 mL
MD01001	MagSi-STA 1.0	10 mg/mL   1 µm	C	3500 - 5000	2 mL
MD03001	MagSi-STA 1.0	10 mg/mL   1 µm	C	3500 - 5000	10 mL
MD04001	MagSi-STA 1.0	10 mg/mL   1 µm	C	3500 - 5000	100 mL
MD06001	MagSi-STA 1.0 L	10 mg/mL   1 µm	C	1200 - 2000	2 mL
MD07001	MagSi-STA 1.0 L	10 mg/mL   1 µm	C	1200 - 2000	10 mL
MD08001	MagSi-STA 1.0 L	10 mg/mL   1 µm	C	1200 - 2000	100 mL
MD25001	MagSi-STA 1.0 TL	10 mg/mL   1 µm	T	1200 - 2000	2 mL
MD26001	MagSi-STA 1.0 TL	10 mg/mL   1 µm	T	1200 - 2000	10 mL
MD27001	MagSi-STA 1.0 TL	10 mg/mL   1 µm	T	1200 - 2000	100 mL
MD29001	MagSi-STA 1.0 TS	10 mg/mL   1 µm	T	3500 - 5000	2 mL
MD30001	MagSi-STA 1.0 TS	10 mg/mL   1 µm	T	3500 - 5000	10 mL
MD31001	MagSi-STA 1.0 TS	10 mg/mL   1 µm	T	3500 - 5000	100 mL
MD33001	MagSi-STA 3.0 L	10 mg/mL   3 µm	C	700 - 1200	2 mL
MD34001	MagSi-STA 3.0 L	10 mg/mL   3 µm	C	700 - 1200	10 mL
MD35001	MagSi-STA 3.0 L	10 mg/mL   3 µm	C	700 - 1200	100 mL
MD37001	MagSi-STA 3.0 TL	10 mg/mL   3 µm	T	500 - 900	2 mL
MD38001	MagSi-STA 3.0 TL	10 mg/mL   3 µm	T	500 - 900	10 mL
MD39001	MagSi-STA 3.0 TL	10 mg/mL   3 µm	T	500 - 900	100 mL

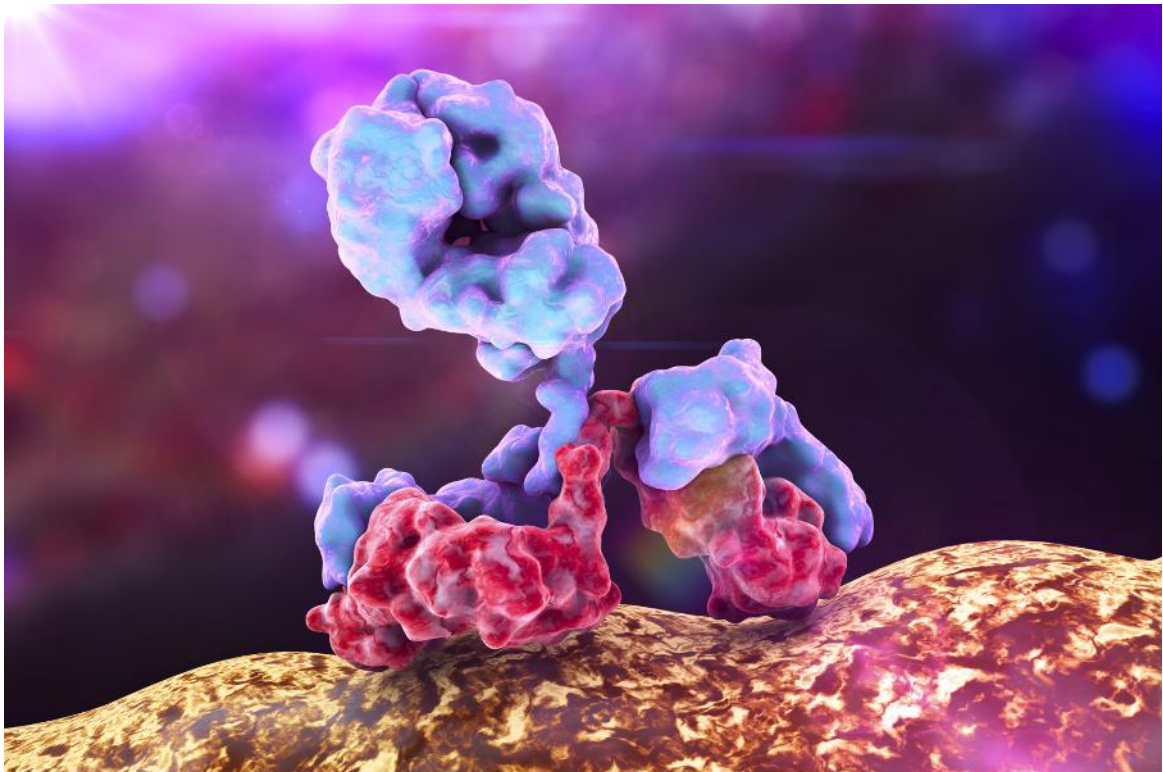
\* Type refers to the applied streptavidin coupling chemistry. C (Carboxyl): This type is intended for applications which require a relatively hydrophilic surface and includes a spacer. T (Tosyl): This type is intended for applications which require beads which are more hydrophobic.

## MagSi-Tools

**MagSi-Tools** are surface activated magnetic beads for immobilization of proteins (antibodies, enzymes), peptides, nucleic acids, or other molecules of interest.

**MagSi-S COOH** and **MagSi-S Tosyl** are the most suited surface modifications to use in conjunction with immunoassay applications.

Find MagSi-S COOH, MagSi-S Tosyl and all other MagSi-Tools on page 29.



## **MagSi | Proteomics**

### **Protein preparation for mass spectrometry, SDS-PAGE and biomarker analysis**

- **MagSi-proteomics C4, C8, C18** **page 24**
- **MagSi-WCX** **page 25**
- **MagSi-WAX** **page 25**

### **For immunoprecipitation & IgG purification**

- **MagSi-protein A** **page 26**
- **MagSi-protein G** **page 26**



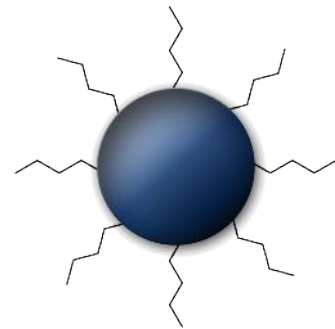


## MagSi-proteomics | MagSi-WCX | MagSi-WAX

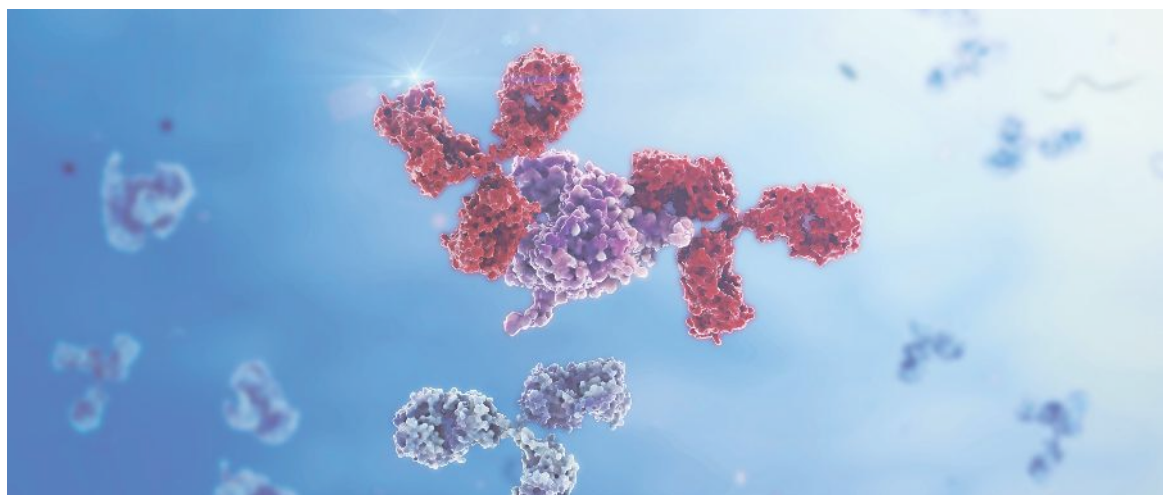
MagSi beads with modified surfaces for the purification and fractionation of proteins for mass spectrometry, proteomic profiling, and biomarker research.

### MagSi-proteomics C4, C8, C18

Magnetic silica particles with C4, C8 or C18 modified surface for sample preparation prior to mass spectrometry analysis. The relatively low hydrophobicity of MagSi-proteomics C4 allows for the purification and fractionation of larger biomolecules like proteins. MagSi-proteomics C8 have an intermediate hydrophobicity and are suitable for sample preparation in proteomic profiling and biomarker research. MagSi-proteomics C18 are ideal for the purification, concentration and desalting of peptides and protein digests.



Art.No.	Description	Volume
MD01014	MagSi-proteomics C4	2 mL
MD02014	MagSi-proteomics C4	10 mL
MD03014	MagSi-proteomics C4	100 mL
MD01015	MagSi-proteomics C8	2 mL
MD02015	MagSi-proteomics C8	10 mL
MD03015	MagSi-proteomics C8	100 mL
MD01009	MagSi-proteomics C18	2 mL
MD03009	MagSi-proteomics C18	10 mL
MD04009	MagSi-proteomics C18	100 mL



## MagSi-WCX

Magnetic silica particles with weak cation exchange surface (WCX).

MagSi-WCX is ideal for the reduction of protein or peptide complexity. Applications include sample preparation and pre-fractionation prior to mass spectrometry or SDS-PAGE analysis, biomarker analysis and serum/plasma profiling.



Art.No.	Description	Volume
MD01023	MagSi-WCX	2 mL
MD02023	MagSi-WCX	10 mL
MD03023	MagSi-WCX	100 mL

## MagSi-WAX

Magnetic silica particles with weak anion exchange surface (WAX).

MagSi-WAX is ideal for the reduction of protein or peptide complexity. Applications include sample preparation and pre-fractionation prior to mass spectrometry or SDS-PAGE analysis, biomarker analysis and serum/ plasma profiling.



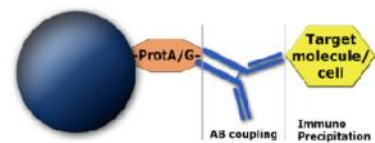
Art.No.	Description	Volume
MD01025	MagSi-WAX	2 mL
MD02025	MagSi-WAX	10 mL
MD03025	MagSi-WAX	100 mL

## MagSi-protein A & G

Protein A and protein G bind to Fc regions of immunoglobulins. After binding onto magnetic beads with a coating of protein A or protein G, immobilized immunoglobulins can be used for immunoprecipitation of various biomolecules or can be eluted in a native or denatured state. The magnetic particles with a mean size of 600 nm or 1.0  $\mu\text{m}$  are best used for IgG purification and immunoprecipitation. The particles with a mean size of 3.0  $\mu\text{m}$  are especially suitable for cell capture applications.

### MagSi-protein A

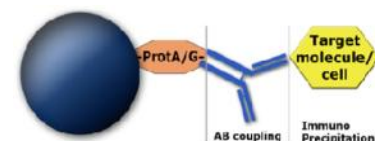
Magnetic silica particles with high quality recombinant protein A covalently bound to the particle surface.



Art.No.	Description	Concentration   Size	Volume
MD10011	MagSi-protein A 600	10 mg/mL   600 nm	1 mL
MD11011	MagSi-protein A 600	10 mg/mL   600 nm	5 mL
MD01011	MagSi-protein A 1.0	10 mg/mL   1 $\mu\text{m}$	1 mL
MD02011	MagSi-protein A 1.0	10 mg/mL   1 $\mu\text{m}$	5 mL
MD41011	MagSi-protein A 3.0	10 mg/mL   3 $\mu\text{m}$	1 mL
MD42011	MagSi-protein A 3.0	10 mg/mL   3 $\mu\text{m}$	5 mL

### MagSi-protein G

Magnetic silica particles with high quality recombinant protein G covalently bound to the particle surface.



Art.No.	Description	Concentration   Size	Volume
MD10012	MagSi-protein G 600	10 mg/mL   600 nm	1 mL
MD11012	MagSi-protein G 600	10 mg/mL   600 nm	5 mL
MD01012	MagSi-protein G 1.0	10 mg/mL   1 $\mu\text{m}$	1 mL
MD02012	MagSi-protein G 1.0	10 mg/mL   1 $\mu\text{m}$	5 mL
MD41012	MagSi-protein G 3.0	10 mg/mL   3 $\mu\text{m}$	1 mL
MD42012	MagSi-protein G 3.0	10 mg/mL   3 $\mu\text{m}$	5 mL

## MagSi | Research Tools

### Surface-activated magnetic beads

- |                           |         |
|---------------------------|---------|
| • MagSi-S   MagSi-S COOH  | page 28 |
| • MagSi-S NH <sub>2</sub> | page 29 |
| • MagSi-S SH              | page 29 |
| • MagSi-S CHO             | page 30 |
| • MagSi-S Tosyl           | page 30 |
| • MagSi-S Hydrazide       | page 31 |
| • MagSi-S Epoxy           | page 31 |

4





## MagSi-Tools

MagSi-Tools are surface activated magnetic beads for immobilization of proteins (antibodies, enzymes), peptides, nucleic acids, or other molecules of interest. Different surface modifications allow for choosing the optimal product for the right molecule to be coupled, and for the intended application. The MagSi platform has a broad range of functionalization possibilities such as COOH, NH<sub>2</sub>, SH, CHO, tosyl, hydrazide and epoxy. MagSi-Tools products are available with 600 nm, 1.0 µm or 3.0 µm mean diameter.

## MagSi-S

Magnetic silica particles for own development use.

Art.No.	Description	Concentration   Size	Volume
MD16003	MagSi-S 600	10 mg/mL   600 nm	2 mL
MD18003	MagSi-S 600	10 mg/mL   600 nm	10 mL
MD19003	MagSi-S 600	10 mg/mL   600 nm	100 mL
MD01003	MagSi-S 1.0	10 mg/mL   1 µm	2 mL
MD03003	MagSi-S 1.0	10 mg/mL   1 µm	10 mL
MD04003	MagSi-S 1.0	10 mg/mL   1 µm	100 mL
MD41003	MagSi-S 3.0	10 mg/mL   3 µm	2 mL
MD43003	MagSi-S 3.0	10 mg/mL   3 µm	10 mL
MD44003	MagSi-S 3.0	10 mg/mL   3 µm	100 mL

## MagSi-S COOH

Magnetic silica particles with a carboxyl modified surface. For carbodiimide coupling with NH<sub>2</sub>-containing molecules.

Art.No.	Description	Concentration   Size	Volume
MD16004	MagSi-S COOH 600	10 mg/mL   600 nm	2 mL
MD18004	MagSi-S COOH 600	10 mg/mL   600 nm	10 mL
MD19004	MagSi-S COOH 600	10 mg/mL   600 nm	100 mL
MD01004	MagSi-S COOH 1.0	10 mg/mL   1 µm	2 mL
MD03004	MagSi-S COOH 1.0	10 mg/mL   1 µm	10 mL
MD04004	MagSi-S COOH 1.0	10 mg/mL   1 µm	100 mL
MD41004	MagSi-S COOH 3.0	10 mg/mL   3 µm	2 mL
MD43004	MagSi-S COOH 3.0	10 mg/mL   3 µm	10 mL
MD44004	MagSi-S COOH 3.0	10 mg/mL   3 µm	100 mL

## MagSi-S NH<sub>2</sub>

Magnetic silica particles with NH<sub>2</sub> modified surface. Intended for carbodiimide coupling chemistry with COOH-containing molecules or aldehyde coupling chemistry.

Art.No.	Description	Concentration   Size	Volume
MD16005	MagSi-S NH2 600	10 mg/mL   600 nm	2 mL
MD18005	MagSi-S NH2 600	10 mg/mL   600 nm	10 mL
MD19005	MagSi-S NH2 600	10 mg/mL   600 nm	100 mL
MD01005	MagSi-S NH2 1.0	10 mg/mL   1 µm	2 mL
MD03005	MagSi-S NH2 1.0	10 mg/mL   1 µm	10 mL
MD04005	MagSi-S NH2 1.0	10 mg/mL   1 µm	100 mL
MD41005	MagSi-S NH2 3.0	10 mg/mL   3 µm	2 mL
MD43005	MagSi-S NH2 3.0	10 mg/mL   3 µm	10 mL
MD44005	MagSi-S NH2 3.0	10 mg/mL   3 µm	100 mL

## MagSi-S SH

Magnetic silica particles with modified surface for SH coupling chemistry.

Art.No.	Description	Concentration   Size	Volume
MD18006	MagSi-S SH 600	10 mg/mL   600 nm	10 mL
MD19006	MagSi-S SH 600	10 mg/mL   600 nm	100 mL
MD03006	MagSi-S SH 1.0	10 mg/mL   1 µm	10 mL
MD04006	MagSi-S SH 1.0	10 mg/mL   1 µm	100 mL
MD43006	MagSi-S SH 3.0	10 mg/mL   3 µm	10 mL
MD44006	MagSi-S SH 3.0	10 mg/mL   3 µm	100 mL



## MagSi-S CHO

Magnetic silica particles with aldehyde modified surface. Intended for aldehyde coupling chemistry with  $\text{NH}_2$ -containing molecules.

Art.No.	Description	Concentration   Size	Volume
MD18007	MagSi-S CHO 600	10 mg/mL   600 nm	10 mL
MD19007	MagSi-S CHO 600	10 mg/mL   600 nm	100 mL
MD03007	MagSi-S CHO 1.0	10 mg/mL   1 $\mu\text{m}$	10 mL
MD04007	MagSi-S CHO 1.0	10 mg/mL   1 $\mu\text{m}$	100 mL
MD43007	MagSi-S CHO 3.0	10 mg/mL   3 $\mu\text{m}$	10 mL
MD44007	MagSi-S CHO 3.0	10 mg/mL   3 $\mu\text{m}$	100 mL

## MagSi-S Tosyl

Magnetic silica particles with tosyl modified surface. Intended for tosyl coupling chemistry with antibodies and proteins.

Art.No.	Description	Concentration   Size	Volume
MD16008	MagSi-S Tosyl 600	10 mg/mL   600 nm	2 mL
MD18008	MagSi-S Tosyl 600	10 mg/mL   600 nm	10 mL
MD19008	MagSi-S Tosyl 600	10 mg/mL   600 nm	100 mL
MD01008	MagSi-S Tosyl 1.0	10 mg/mL   1 $\mu\text{m}$	2 mL
MD03008	MagSi-S Tosyl 1.0	10 mg/mL   1 $\mu\text{m}$	10 mL
MD04008	MagSi-S Tosyl 1.0	10 mg/mL   1 $\mu\text{m}$	100 mL
MD41008	MagSi-S Tosyl 3.0	10 mg/mL   3 $\mu\text{m}$	2 mL
MD43008	MagSi-S Tosyl 3.0	10 mg/mL   3 $\mu\text{m}$	10 mL
MD44008	MagSi-S Tosyl 3.0	10 mg/mL   3 $\mu\text{m}$	100 mL



## MagSi-S Hydrazide

Magnetic silica particles with hydrazide modified surface. Intended for immobilization of antibodies, glycoproteins, or other aldehyde-containing molecules.

Art.No.	Description	Concentration   Size	Volume
MD16013	MagSi-S Hydrazide 600	10 mg/mL   600 nm	2 mL
MD18013	MagSi-S Hydrazide 600	10 mg/mL   600 nm	10 mL
MD19013	MagSi-S Hydrazide 600	10 mg/mL   600 nm	100 mL
MD01013	MagSi-S Hydrazide 1.0	10 mg/mL   1 µm	2 mL
MD03013	MagSi-S Hydrazide 1.0	10 mg/mL   1 µm	10 mL
MD04013	MagSi-S Hydrazide 1.0	10 mg/mL   1 µm	100 mL
MD41013	MagSi-S Hydrazide 3.0	10 mg/mL   3 µm	2 mL
MD43013	MagSi-S Hydrazide 3.0	10 mg/mL   3 µm	10 mL
MD44013	MagSi-S Hydrazide 3.0	10 mg/mL   3 µm	100 mL

## MagSi-S Epoxy

Magnetic silica particles with epoxy modified surface. Intended for coupling to enzymes and other NH<sub>2</sub>-containing molecules.

Art.No.	Description	Concentration   Size	Volume
MD16010	MagSi-S Epoxy 600	10 mg/mL   600 nm	2 mL
MD18010	MagSi-S Epoxy 600	10 mg/mL   600 nm	10 mL
MD19010	MagSi-S Epoxy 600	10 mg/mL   600 nm	100 mL
MD01010	MagSi-S Epoxy 1.0	10 mg/mL   1 µm	2 mL
MD03010	MagSi-S Epoxy 1.0	10 mg/mL   1 µm	10 mL
MD04010	MagSi-S Epoxy 1.0	10 mg/mL   1 µm	100 mL
MD41010	MagSi-S Epoxy 3.0	10 mg/mL   3 µm	2 mL
MD43010	MagSi-S Epoxy 3.0	10 mg/mL   3 µm	10 mL
MD44010	MagSi-S Epoxy 3.0	10 mg/mL   3 µm	100 mL





# SafeQ | Collection, Storage, Release

**Sample collection, storage, and release before purification and analysis**

- **SafeQ Saliva Collection Kit**

**page 34**

5



## SafeQ Saliva Collection Kit

Fast and timely detection of SARS-CoV-2 (or Influenza) infections could prevent the closure of your company or institution. Detection of coronavirus is currently mainly done with nasopharyngeal swabs. These can be unpleasant or painful. In addition, medical personnel are required for taking the swab sample. A saliva test addresses these shortcomings by being painless and simple to perform. Moreover, many studies show the suitability of saliva for the detection of SARS-CoV-2 when performed on a regular basis (once or twice a week).

Repetitive saliva testing can help identify people who spread the virus but don't show any symptoms. The technique is therefore complementary to existing testing strategies and can be used as a third wall of defence to keep companies and organizations open. **SafeQ Saliva Collection Kit** with its special inactivation and preservation buffer also overcomes a common challenge: SARS-CoV-2 infection of lab operators when handling patients' samples.

### Features

- Pain-free sample collection
- CE-IVD marked device
- Easy self-sampling, no need for medical staff
- Inactivation buffer allows for complete inactivation of SARS-CoV-2; it abrogates the infectious potential of the collected saliva
- Safe and stable preservation of RNA up to 30 days when samples are stored at 2-25°C and up to 8 days when stored at 37°C. No cold chain required
- Buffer has a distinct colour as visual pipetting control



### Platform Compatibility

SafeQ Saliva Collection Kit has been independently validated with a range of common, automated, nucleic acid extraction and RT-qPCR platforms. Combine it with our...

- MagSi-NA Pathogens kit (for RNA extraction to test for Covid-19)
- PurePrep 96, 32 or 16 instruments (for automation of purification)

Art.No.	Description	Amount
MDSQ00010100	SafeQ Saliva Collection Kit*	100 pcs

\* Kit contents: Collection Funnel and Tube, Inactivation and preservation buffer, cleaning pads

## Magnetic Separators

**Attract our magnetic beads for optimal purification**

- For manual use
- For automated use

**page 36**

**page 36**

*MM-Separator M96 P  
REF: MDMG 0002*

6





## Magnetic Separators for Manual Use

These separators are intended for manual processing in microtubes, microplates and PCR tube-strips. The separators are available as transparent acrylic versions for optimal visibility or as chemically resistant polyoxymethylene (POM) for use with organic solvents.

Art.No.	Product	Description
MD90001	MM-Separator M12 + 12	Magnetic separator for manual processing in 12 x 1.5 mL and 12 x 2 mL tubes, acrylic
MDMG0001	MM-Separator M12 + 12 P	Magnetic separator for manual processing in 12 x 1.5 mL and 12 x 2 mL tubes, POM
MD90002	MM-Separator M96	Magnetic separator for manual processing in 96-well microplates, acrylic
MDMG0002	MM-Separator M96 P	Magnetic separator for manual processing in 96-well microplates, POM
MD90003	MM-Separator PCR strip adapter	Adapter module for MM-Separator M96, for manual processing in PCR tube strips, acrylic
MDMG0003	MM-Separator PCR strip adapter P	Adapter module for MM-Separator M96, for manual processing in PCR tube strips, POM
MDMG0015	MM-Separator 50 P	Magnetic separator for manual processing of high volumes in 4 x 50 mL tubes, POM

## Magnetic Separators for Automated Processing

These separators are intended for automated processing of MagSi magnetic beads and biological sample preparation kits in 96, 384 or Deepwell microplates. They include a SBS standard registration base for easy placement on liquid handling instruments and are suitable for separation in PCR plates and many other microplates. MM-Separator 32 FlipTube® is intended for use with automated magnetic protocols in FlipTubes®.

Art.No.	Product	Description
MDMG0005	MM-Separator 96 PCR	Magnetic separator for automated processing in 96-well PCR microplates, side collection
MDMG0006	MM-Separator 384 PCR	Magnetic separator for automated processing in 384-well PCR microplates, side collection
MDMG0007	MM-Separator 96 SBS BC	Magnetic separator for automated processing in 96-well PCR microplates, bottom collection
MDMG0008	MM-Separator 96 FlipTube® BC	Magnetic separator for automated processing in 32 FlipTube® 1.5 mL tubes, bottom collection
MDMG0009	MM-Separator 96 FlipTube® SC L	Magnetic separator for automated processing in 32 FlipTube® 1.5 mL tubes, side collection for low volumes
MDMG0013	MM-Separator 96 DeepWell	Magnetic separator for automated processing in 96 DeepWell plates
MDMG0014	MM-Separator 384 DeepWell	Magnetic separator for automated processing in 384 DeepWell plates

# Magnetic Purification Automation

## Automation of rQ | MagSi magnetic purification solutions

- **PurePrep 96 | PurePrep 24** **page 38**
- **PurePrep 32 | PurePrep 16** **page 39**
- **Disposables** **page 40**
- **Service** **page 41**

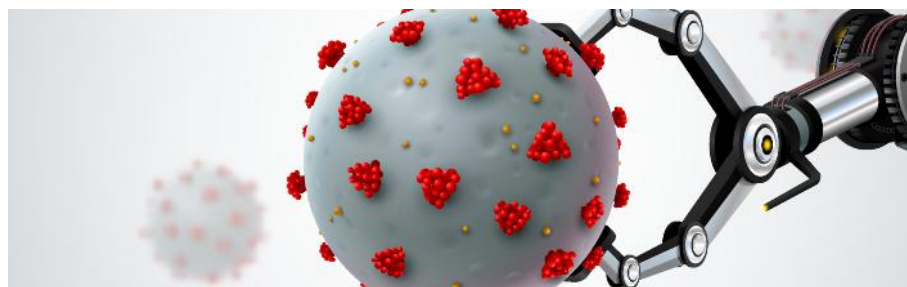
# 7

## PurePrep Nucleic Acid Purification Systems

Optimize and automate MagSi magnetic separation kits from different matrices and workflows by using one of our four PurePrep instruments.

**PurePrep** instruments allow you to reduce your hands-on time and increase productivity while maintaining high yields and excellent reproducibility.

Optimize and automate your **MagSi** or **rQ MagSi** magnetic nucleic acid purification kits from different matrices and workflows by using PurePrep instruments and disposables.



The different PurePrep instruments can respectively process 96, 24, 32 or 16 samples in a single run. They use different amounts of magnetic rods that collect and transfer magnetic particles across micro-plates with a turntable (96 and 24) or single-axis (16 and 32) design, eliminating the need for multiple pipette tips. Carefully designed rod covers prevent cross-contamination and allow for reproducible and efficient sample mixing and magnetic particle re-suspension.

## PurePrep 96 | PurePrep 24

PurePrep 96 and 24 are automated, turntable, benchtop systems for DNA and RNA purification using MagSi magnetic separation technology from different matrices. Both systems use magnetic rods to transfer MagSi beads through the various purification phases of binding, mixing, washing and elution.

### Features

- **PurePrep 96:** High throughput – simultaneously process up to 96 samples in a working volume of up to 1 mL
- **PurePrep 24:** High volume/high throughput – simultaneously process up to 24 samples in a working volume of up to 10 mL, ideally suited for **MagSi-cfDNA** isolations (page 11) or with **MagSi-DNA Body Fluid** (page 9).
- Extract nucleic acids from different matrices: blood, plasma/serum, cultured cells, tissues, saliva, and plant materials
- Very simple operation (easy to install, operate and maintain) by using a touch screen
- Accurate temperature control system for lysis and elution steps
- Very fast extraction protocols, 15-40 minutes /cycle depending on sample type and method
- Built-in UV light for decontamination
- Small footprint, benchtop devices



Art.No.	Description
AS00001	PurePrep 96 Nucleic Acid Purification System
AS00003	PurePrep 24 Nucleic Acid Purification System

## PurePrep 32 | PurePrep 16

PurePrep 32 and 16 are single-axis, benchtop systems for DNA and RNA purification using MagSi magnetic separation kits from different matrices and can be used in low throughput settings. Both systems use magnetic rods to transfer magnetic beads through the various purification phases of binding, mixing, washing and elution.

### Features

- **PurePrep 32** can process up to 32 samples in a working volume of up to 1 mL
- **PurePrep 16** can process up to 16 samples in a working volume of up to 1 mL
- Extract nucleic acids from different matrices: blood, plasma/serum, cultured cells, tissues, saliva, and plant materials
- Very simple operation (easy to install, operate and maintain) by using a touch screen
- Accurate temperature control system for lysis and elution steps
- Very fast extraction protocols, 15-40 minutes / cycle depending on sample type and method
- Built-in UV light for decontamination
- Small footprint, benchtop devices



Art.No.	Description
AS00002	PurePrep 32 Nucleic Acid Purification System
AS00004	PurePrep 16 Nucleic Acid Purification System



## Disposables for automation with MagSi kits

High-quality disposables for automated use on different PurePrep instruments (96, 32, 24, 16). Include Deepwell square-well plates, tip combs, and elution plates.

They are offered as single type components and, for 96 well magnetic head instruments, also as consumable kits. The PurePrep 96 Deepwell plates are also suited for automation on KingFisher™ Flex instruments.



Art.No.	Description	Amount
MDPL00290050	PurePrep 24 Tip-Comb + 24 Deepwell Plate	50 pcs
MDPL00280050	PurePrep 24 Deepwell Plate	50 pcs
MDPL00300050	PurePrep 16/32 Deepwell Plate	50 pcs
MDPL00310200	PurePrep 16/32 Tip-Comb	200 pcs
MDPL00200050	2 mL Deepwell Plate with square wells for KingFisher™/PurePrep 96	50 pcs
MDPL00210060	96 well Tip-Comb for KingFisher™/PurePrep 96	60 pcs
MDPL00190060	200 µL square-well Elution Plate for KingFisher™/PurePrep 96	60 pcs

## KingFisher™/PurePrep 96 | Consumable kits


Art.No.	Description	Amount
MDPL00225760	KingFisher™/PurePrep 96 – consumable kit - Deepwell Plates   Elution Plates   Tip-Combs	for 60 x 96 preps
MDPL0023025K	KingFisher™/PurePrep 96 - consumable kit - Deepwell Plates   Elution Plates   Tip-Combs	for 25,000 preps

## Service for PurePrep instruments

### Annual PurePrep system service plan for magtivio customers

Equipment performance is crucial to the overall productivity of the lab. Annual preventive maintenance increases up-time and ensures the equipment is performing according to its specifications. Magtivio offers a service plan for annual preventive maintenance of PurePrep systems.

Preventive maintenance is offered as a yearly cleaning, check-up, and calibration. The PurePrep system will be temporarily replaced with a swap system, while we maintain yours off location.



Art.No.	Description
MDSM0006	1-year annual service plan for PurePrep 96 Nucleic Acid Purification System
MDSM0007	3-year annual service plan for PurePrep 96 Nucleic Acid Purification System
MDSM0008	1-year annual service plan for PurePrep 32 Nucleic Acid Purification System
MDSM0009	3-year annual service plan for PurePrep 32 Nucleic Acid Purification System
MDSM0010	1-year annual service plan for PurePrep 24 Nucleic Acid Purification System
MDSM0011	3-year annual service plan for PurePrep 24 Nucleic Acid Purification System
MDSM0012	1-year annual service plan for PurePrep 16 Nucleic Acid Purification System
MDSM0013	3-year annual service plan for PurePrep 16 Nucleic Acid Purification System

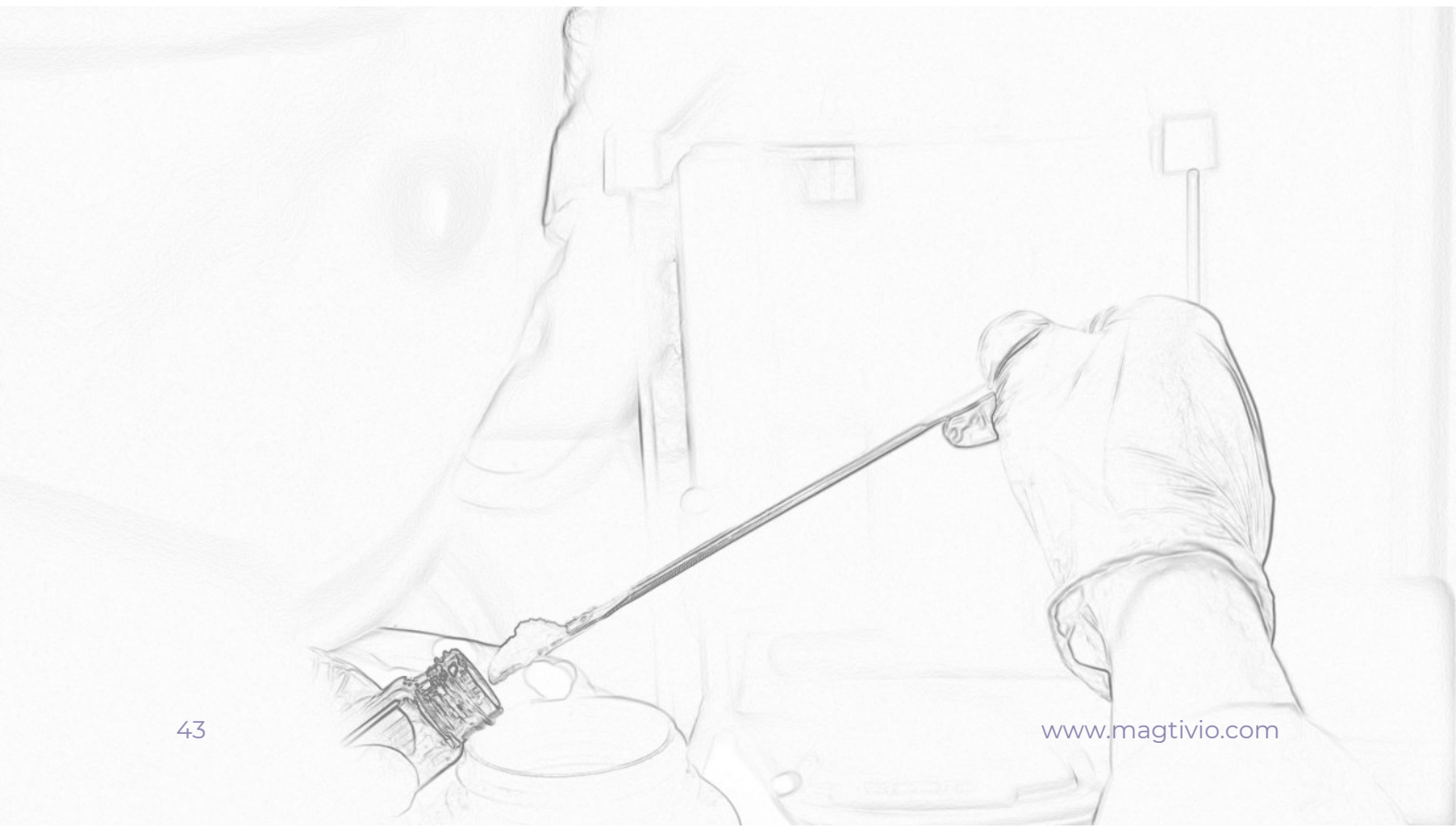


## Legal

Our general Terms & Conditions and Privacy Policy can be found at [www.magtivio.com/contact/terms-conditions/](http://www.magtivio.com/contact/terms-conditions/) and [www.magtivio.com/contact/privacy-policy/](http://www.magtivio.com/contact/privacy-policy/)

## Trademarks

- magtivio, MagSi, MagSiMUS, SafeQ, rQ are pending trademarks of Magtivio BV
- FlipTube® is a registered trademark of GEMÜ GmbH Medical Plastics Processing Division
- BigDye® is a registered trademark of Applied Biosystems LLC (part of Thermo Fisher Scientific)
- Biomek® is a registered trademark of Beckman Coulter, Inc.
- Hamilton® and Microlab® STAR™ Line are registered trademarks of Hamilton
- KingFisher™ is a registered trademark of Thermo Fisher Scientific
- CleanSEQ® is a registered trademark of Beckman Coulter, Inc.
- KASP™ is a registered trademark of LGC Biosearch Tech
- OMNIgene® is a registered trademark of DNA Genotek Inc.





## Our Partners

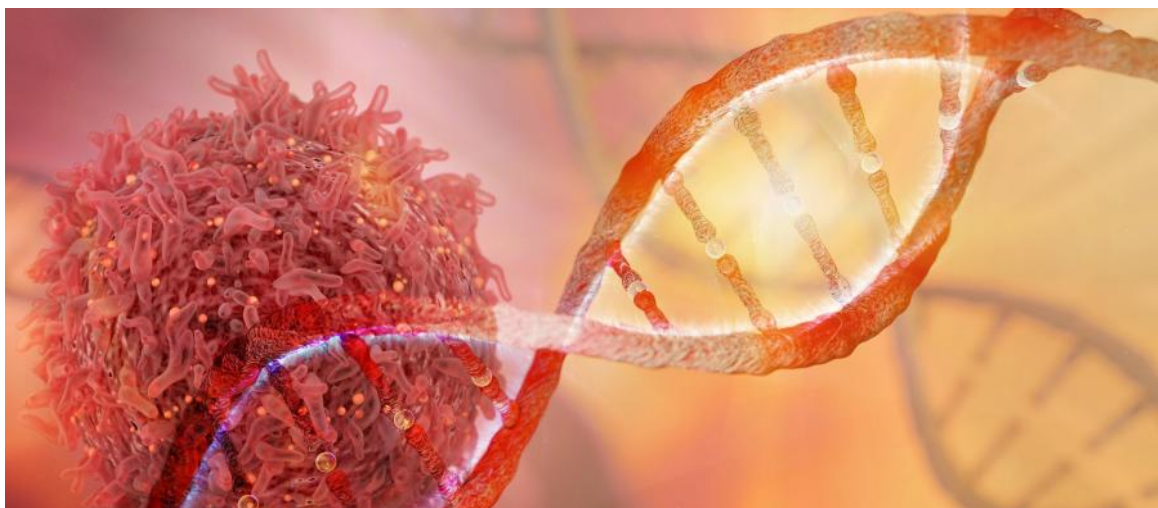
A complete and current overview of our Distributors, Qualified Sales Partners, Market Partners and Private Label Partners can be found on...

[www.magtivio.com/contact/partners/](http://www.magtivio.com/contact/partners/)

To companies that focus on bioanalytical or genomics laboratories in diagnostics or R&D, magtivio offers the opportunity to sell magnetic separation solutions as a distributor or qualified sales partner in a specific geographic area and/or market.

**MagSi, MagSiMUS, SafeQ** and **rQ** product and service families provide interesting business opportunities for your existing as well as your potential new clients. Our cooperation includes a broad package of logistics and marketing tools.

Contact our sales department at [sales@magtivio.com](mailto:sales@magtivio.com) for more information.



## Samples, Prices & Ordering

Samples can be requested via the sample request form on our website [www.magtivio.com/request](http://www.magtivio.com/request) or directly at [info@magtivio.com](mailto:info@magtivio.com)

Prices for our products are quoted on request.

Orders can be placed directly at [order@magtivio.com](mailto:order@magtivio.com) or at one of our Sales Partners in your specific geography.

## Support

Send your technical support questions to [support@magtivio.com](mailto:support@magtivio.com)

Many resources (product leaflets, application notes, scientific publications, product manuals, technical notes, safety data sheets, product sheets) can be downloaded from [www.magtivio.com/resources](http://www.magtivio.com/resources)



## Contact Us

### Offices

Daelderweg 9

6361 HK | Nuth | The Netherlands

Email: [info@magtivio.com](mailto:info@magtivio.com)

Phone: +31 (0)45 – 208 4810

Fax: +31 (0)45 – 208 4817

### Logistics centre


Thermiekstraat 18A

6361 HB | Nuth | The Netherlands

[www.magtivio.com](http://www.magtivio.com)







## **magtivio**

Daelderweg 9

6361 HK | Nuth | The Netherlands

Phone: +31 (0)45 – 208 4810

Email: [info@magtivio.com](mailto:info@magtivio.com)

[www.magtivio.com](http://www.magtivio.com)

PC0004-001 | © magtivio 2024

